

Mastering the Summary Jutsu

The Ultimate Training
Dossier for IGCSE
English 0500



THE BATTLEFIELD PARAMETERS



ZONE: PAPER 1 (READING)

**TIME LIMIT:
2 HOURS
TOTAL**

**STAKES:
80 MARKS
(50% OF YOUR
FINAL GRADE!)**




**THE TARGET:
TEXT B
(FROM TEXTS A-C)**

**CORE RULES:
MAX 120 WORDS.
CONTINUOUS PROSE.
STRICTLY YOUR
OWN WORDS.**

APPROACHING SYLLABUS SHIFTS







CURRENT ERA (2024–2026)

-  Question 1f.
-  15 MARKS TOTAL.
-  SPLIT: 10 MARKS FOR READING, 5 FOR WRITING.



NEW ERA (2027 ONWARD)

-  Question 2.
-  20 MARKS TOTAL.
-  **PART (A) SUMMARY: 15 MARKS** (10 READING / 5 WRITING).
-  **NEW PART (B) INFERENCE: 5 MARKS** (Short answers analyzing attitudes and opinions).

BALANCING YOUR EXAMINATION CHAKRA

BLUE CHAKRA (10 MARKS):

Reading Content.

Did you identify the correct, relevant points from Text B?

Flowery language wastes chakra! Clear, accurate writing tightly focused on the question always wins the battle over unnecessary descriptive detail.

RED CHAKRA (5 MARKS):
Quality of Writing.
Accuracy, precision,
and clarity.

THE 5-SEAL SUMMARY SEQUENCE



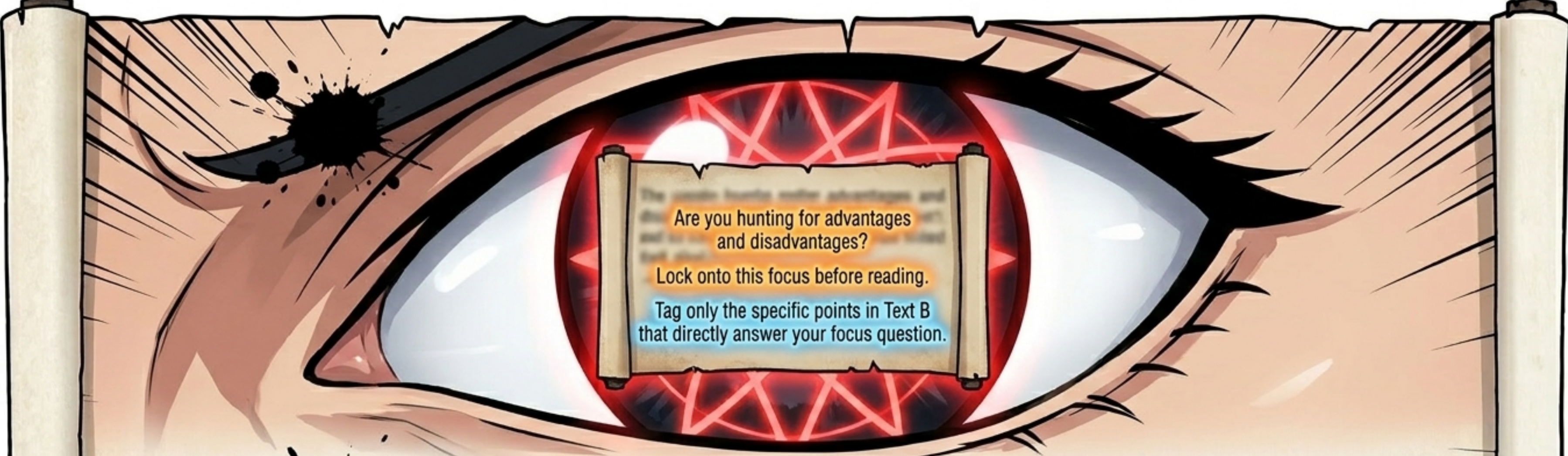
Seal 1:
Lock Focus
(Read the specific
question prompt)

Seal 2:
Intel Scan
(Highlight
relevant text)

Seal 3:
Gather Arsenal
(List 10-12 note
points)

Seal 4:
Weave Jutsu
(Write in
continuous prose)

Seal 5:
Boundary Seal
(Enforce the
120-word limit)



Are you hunting for advantages and disadvantages?
Lock onto this focus before reading.
Tag only the specific points in Text B that directly answer your focus question.

TARGET LOCK & INTEL GATHERING

READ THE FOCUS

The question always demands specific intel.
Are you hunting for advantages and disadvantages? Or reasons for a conclusion?
Lock onto this focus before reading.

SCAN & TAG

Use your highlighter like a precision kunai.
Tag only the specific points in Text B that directly answer your focus question. Ignore everything else.




12



ARMING YOUR CONCEPTUAL ARSENAL

- ✦ **Drafting Phase:** Translate your highlighted text into brief, rapid-fire notes. Do not write the full summary yet.
- ✦ **The Magic Number:** You must identify 10 to 12 distinct points.
- ✦ **Tactical Advantage:** Finding 10-12 points guarantees you have enough raw material to secure your 10 Reading marks before you even begin weaving your sentences.

WEAVING THE CONTINUOUS PROSE



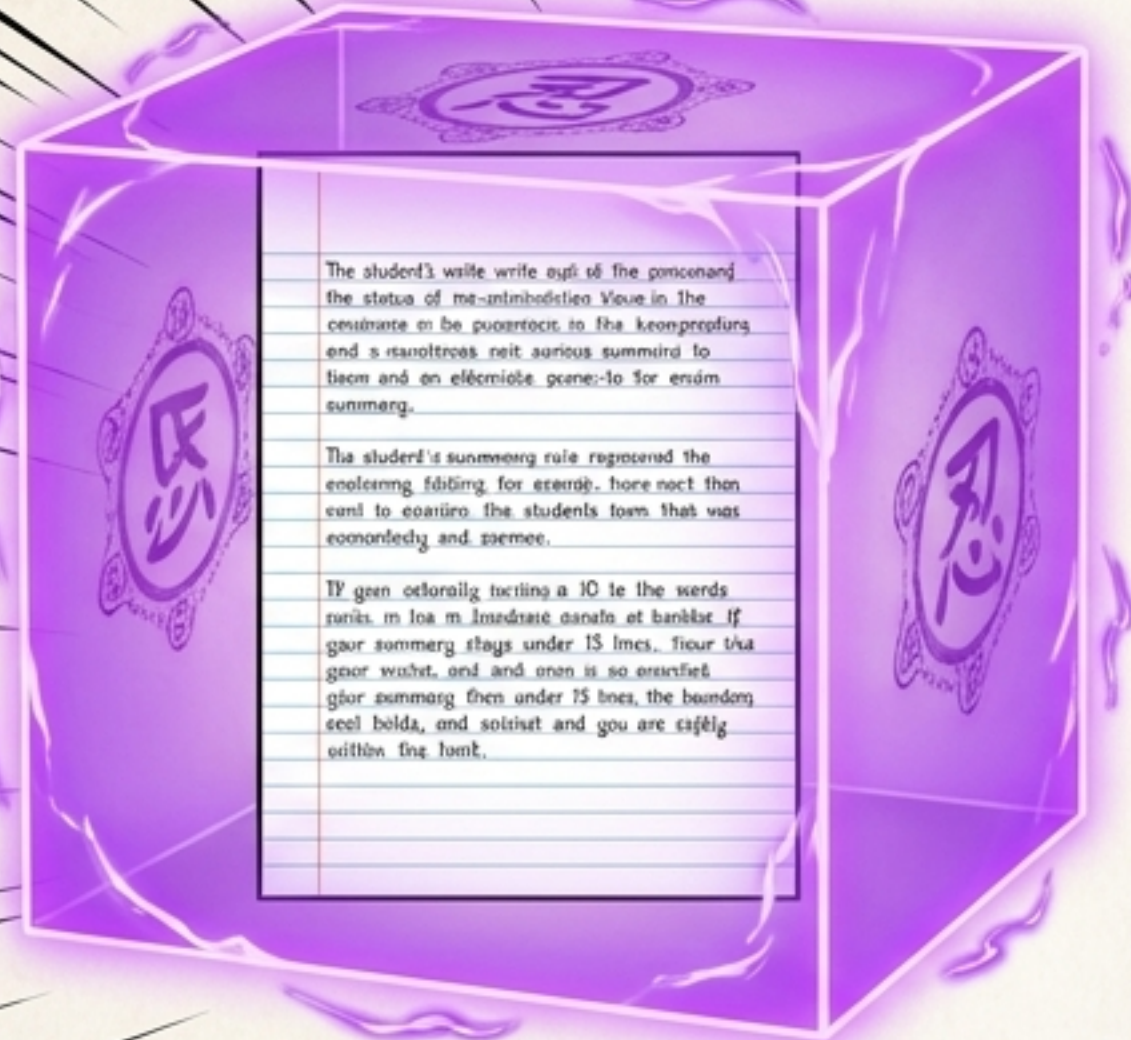
Chaining Combos: Use a diverse arsenal of connectives (Furthermore, Consequently, However, Moreover) to seamlessly link your 10-12 raw points into a single, fluid paragraph.

The Golden Rule:
Write in full, flowing sentences.
Bullet points are strictly forbidden
and will fail the mission.

EXAM POINTS

- Point 1
- Point 1
- Point 2
- Point 3
- Point 3
- Point 4
- Point 5

CASTING THE 120-WORD BOUNDARY SEAL



THE HARD LIMIT:
Never exceed 120 words.

THE NINJA HACK:

Do not waste time counting every single word. Count your lines instead!

THE MATH:

Most students naturally write 10 to 12 words per line in the standard CAIE exam booklet. If your summary stays under 13 lines, your boundary seal holds, and you are safely within the limit.

TACTICAL INFORMATION SELECTION



EQUIP (KEEP)

- Core factual details
- Exact reasons & explanations
- Clear advantages/disadvantages (matching the focus)



DISCARD (DROP)

- Specific examples
- Repetitive statements
- Descriptive fluff

THE RULE: The syllabus explicitly tests selecting information.
Less is more. Drop the dead weight.

BREAKING THE EXAMINER'S GENJUTSU

I'll just copy this perfect sentence...

I think the author is wrong...



Trap 1: The Copycat Illusion.

You cannot lift sentences from the stimulus. The summary must be strictly in your own words.

Trap 2: The Opinion Snare.

Never add personal commentary. The examiner does not want your opinion on Text B.

Trap 3: The Fluff Trap.

Adding irrelevant information destroys your clarity and efficiency. Stick strictly to the mission focus.

MANAGING THE CHUNIN EXAM CLOCK



The 2-Hour War: The summary is just one battle. Do not let it drain all your time, especially the expanded 20-mark 2027 version.

Dedicated Planning: Allocate a strict 8 to 10 minutes purely for planning your summary. Rushing the planning phase is the #1 way to drop vital Content points.

Dedicated Planning: Allocate a strict 8 to 10 minutes purely for planning your summary. Rushing the planning phase is the #1 way to drop vital Content points.

8-10 MIN
PLANNING PHASE

00:00
START

2-HOUR WAR

FINISH

MISSION ACCOMPLISHED: FINAL LOADOUT REVIEW

EXAM

can we use our own words

- Question focus locked and verified?
- 10-12 relevant points extracted?
- Woven seamlessly in continuous prose?
- Safely under 120 words (13 lines)?
- Zero copied phrases (own words only)?
- Zero personal opinions added?

Jim



Final Directive: Seek regular feedback from your expert Sensei to perfect your Jutsu before exam day!